
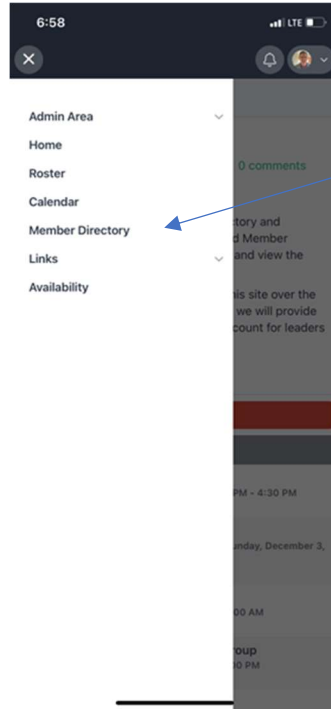


Step 1



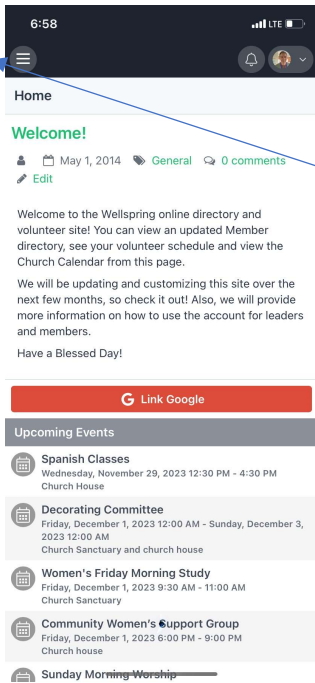
Download the Elvanto app from your app store

Step 3



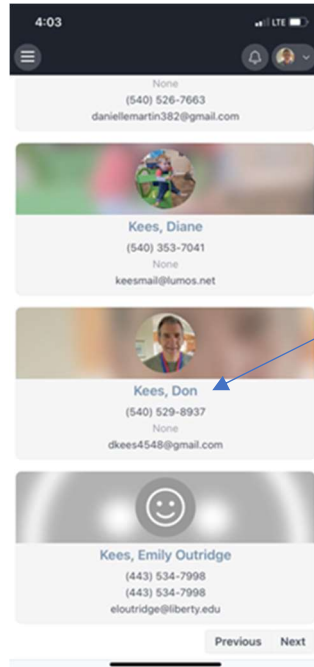
Find the Member Directory in the listing and click on it.

Step 2



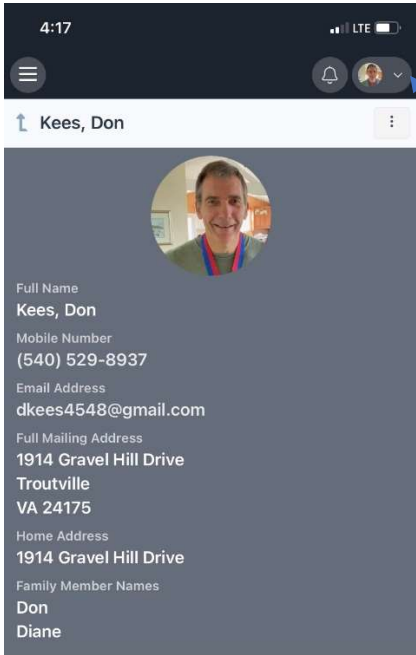
After logging on, from the home page, click on the menu options link

Step 4



You are now in the membership directory. Click on the person's name to see their contact information, etc

Step 5



To add your photo, click on the drop down arrow in the button at the top right and then click on 'profile'.

While on this page you can also edit your contact and personal information.

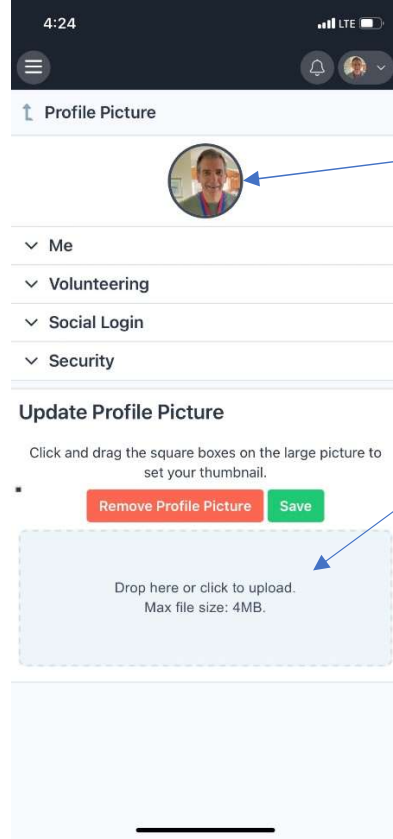
General Information

Email Address
dkees4548@gmail.com

Phone Number
[Redacted]

Mobile Number
(540) 529-8937

Step 6



Click on the photo icon and Elvanto will give you the option to drag your photo from your computer or your phone's stored photos into the box to upload it.

Clicking on the box will allow you to search your computer or phone for a photo. You can also crop your photo here. Now you are all set!